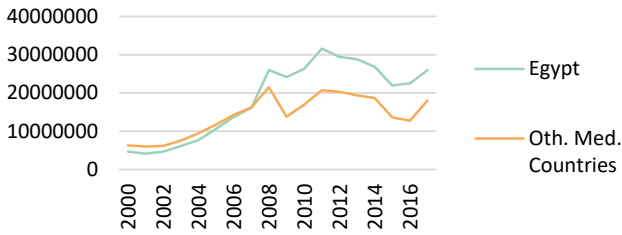


Egypt Country Profile

A. Exports dynamics and technological composition

General overview of Egypt's exports evolution

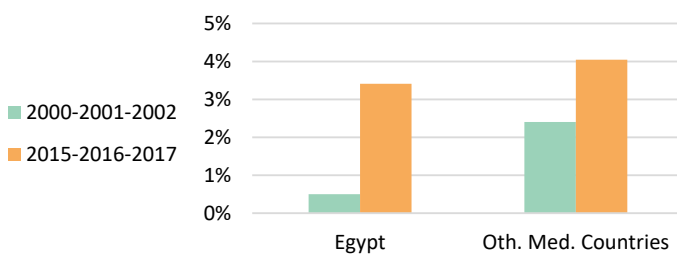
Total Exports (in USD 1000)



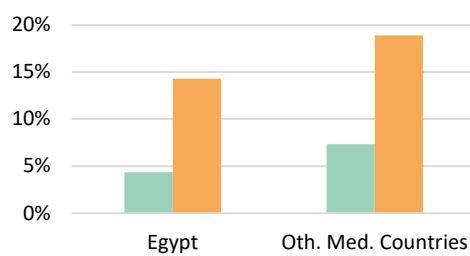
Overall, Egypt has witnessed a significant increase in its exports. After 2007, Egypt's exports are higher than regional average.

Technology content of exports

Share of High-Tech Products



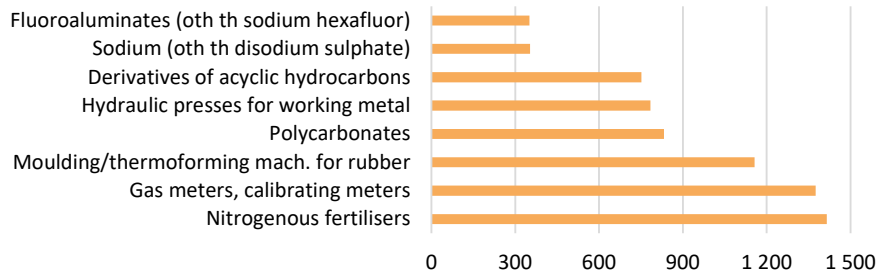
Share of Medium-Tech Products



- **High-tech exports share increased**, but accounts only for a small share (3.4%) of total exports, and are still slightly below regional average.
- **Medium-tech exports share increased significantly**, reaching 14.3% of total exports, still lower than regional average.
- Overall, Egypt seems to have experienced a **technological upgrade in its exports**.

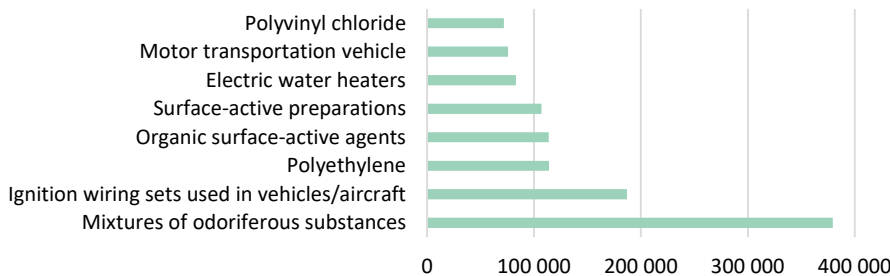
B. Products and sectors performing well on international markets

Technology New Stars Exports (value in USD 1000) - Top 8 Products



Technology New Stars are newly exported high and medium-high tech products.

Technology Rising Stars Exports (value in USD 1000) - Top 8 Products



Technology Rising Stars are high and medium-high tech products for which the share in national exports grew faster than the share in world demand.

- Considering the most performing technology New stars and Rising stars products of Egypt's exports the following key sectors can be identified :**
- Fertilizers
 - Chemicals
 - Electrical machinery & equipments
 - Plastics products
 - Vehicles
 - Cosmetics & perfumery