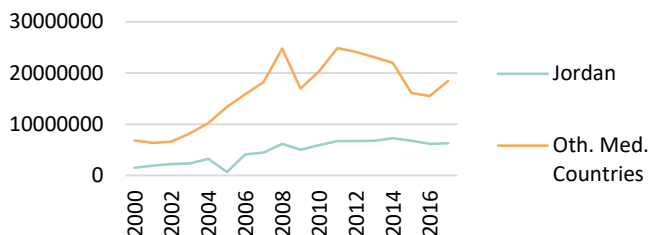


Jordan Country Profile

A. Exports dynamics and technological composition

General overview of Jordan's exports evolution

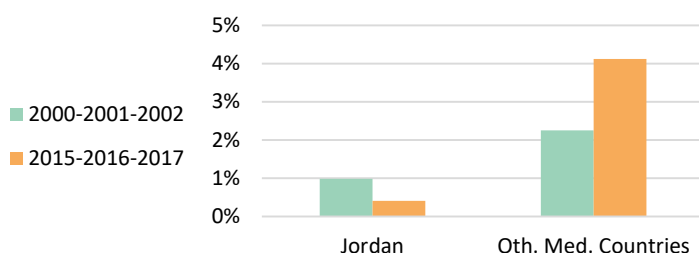
Exports in value



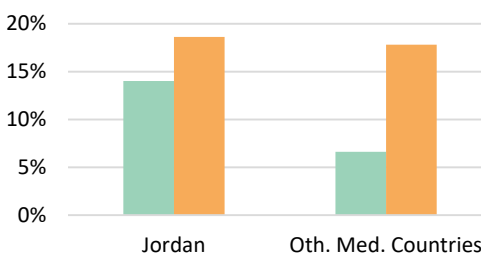
Overall, Jordan's exports experienced a significant increase over the 2000-2017 periods. However, they remain consistently under regional average with a gap widening over this period.

Technology content of exports

Share of High-Tech Products



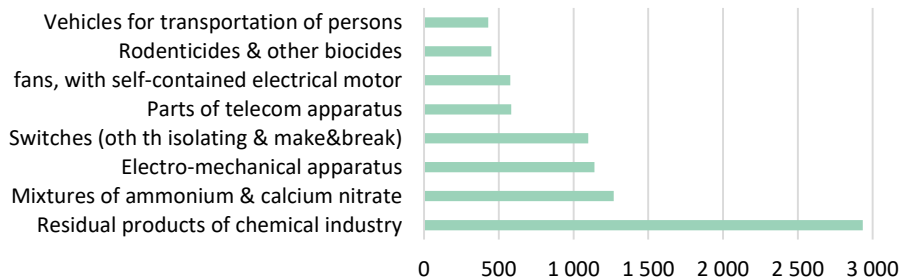
Share of Medium-Tech Products



- **High-tech exports account only for a marginal share of Jordan's total exports**, and have decreased from 2002-2003-2004 period.
- On the other hand, **share of Medium-tech exports has increased**, reaching 18.6% in the recent years, which is comparable to regional average

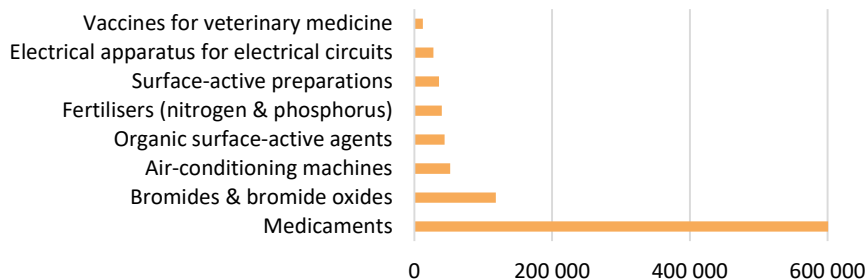
B. Products and sectors performing well on international markets

Technology New Stars Exports (value in USD 1000) - Top 8 Products



Technology New Stars are newly exported high and medium-high tech products.

Technology Rising Stars Exports (value in USD 1000) - Top 8 Products



Technology Rising Stars are high and medium-high tech products for which the share in national exports grew faster than the share in world demand.

Considering the most performing technology New stars and Rising stars products of Jordan's exports the following key sectors can be identified :

- Fertilizers
- Pharmaceutical products
- Chemicals
- Vehicles
- Electrical machinery & equipments
- Machinery & mechanical appliances