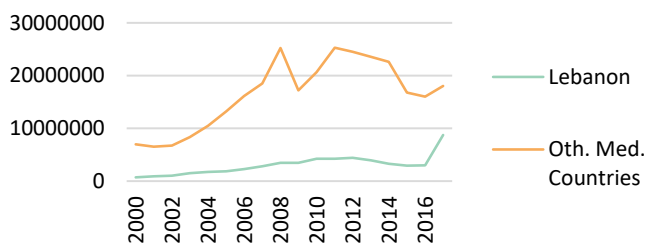


Lebanon Country Profile

A. Exports dynamics and technological composition

General overview of Lebanon's exports evolution

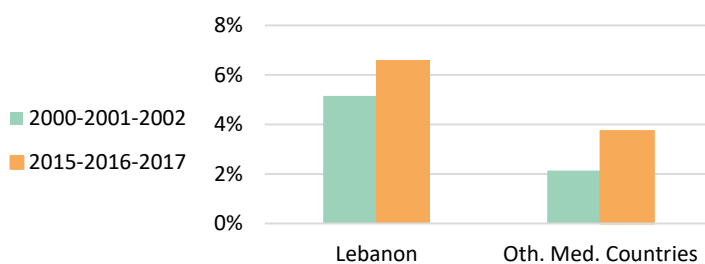
Exports in value



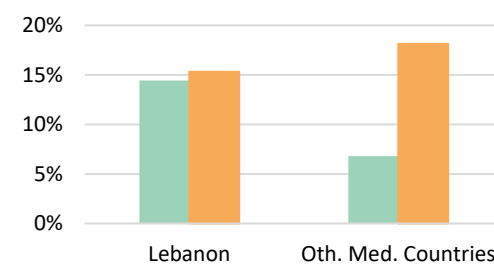
Overall, Lebanon has witnessed an increase in its exports especially in last years. However, Lebanese exports are consistently much lower than regional average.

Technology content of exports

Share of High-Tech Products



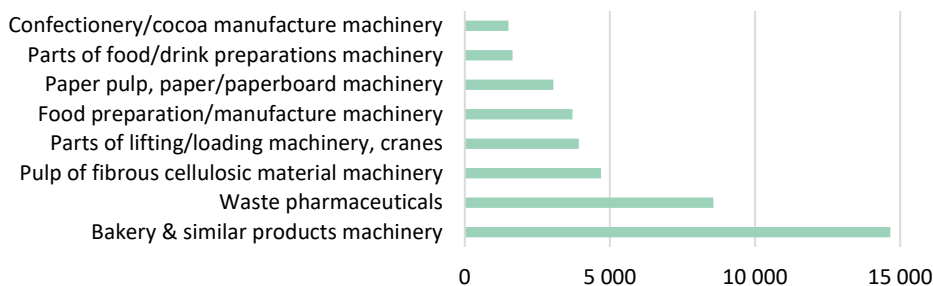
Share of Medium-Tech Products



- Globally, the **shares of High-Tech and Medium-Tech Exports in Lebanon's total Exports seems to have remained stable** comparing earliest and latest periods.
- **High-Tech Exports account for around 6.6%** of total exports. This share is almost double of regional average
- **Medium-Tech Exports account for around 15.3%** of total exports, which is slightly lower than regional average

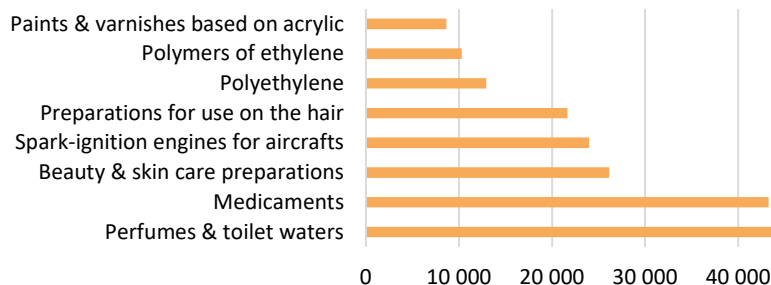
B. Products and sectors performing well on international markets

Technology New Stars Exports (value in USD 1000) - Top 8 Products



Technology New Stars are newly exported high and medium-high tech products.

Technology Rising Stars Exports (value in USD 1000) - Top 8 Products



Technology Rising Stars are high and medium-high tech products for which the share in national exports grew faster than the share in world demand.

Considering the most performing technology New stars and Rising stars products of Lebanon's exports the following key sectors can be identified :

- Perfumery & cosmetic
- Chemicals
- Plastics & articles
- Pharmaceutical products
- Machinery & mechanical appliances
- Tanning/dyeing extracts colouring matters