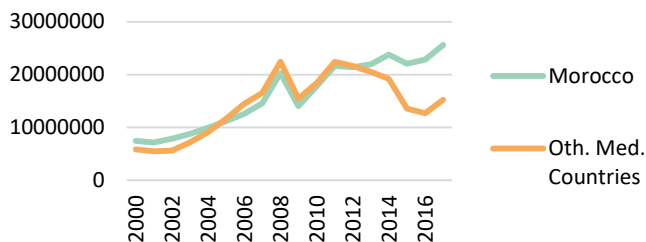


Morocco Country Profile

A. Exports dynamics and technological composition

General overview of Morocco's exports evolution

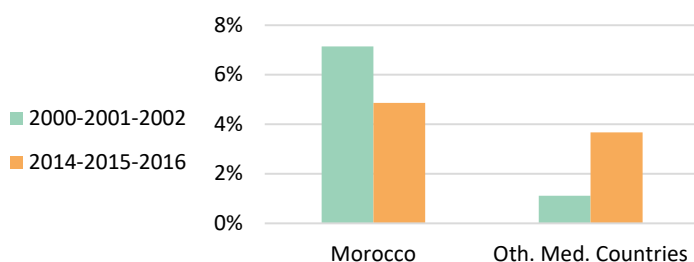
Exports in value



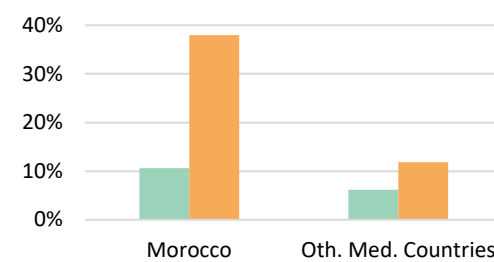
A good exports dynamics, with steady increase over the whole period except 2008-2009. Exports value are now above the average of other Med countries which experienced a decline since the last 5 years

Technology content of exports

Share of High-Tech Products



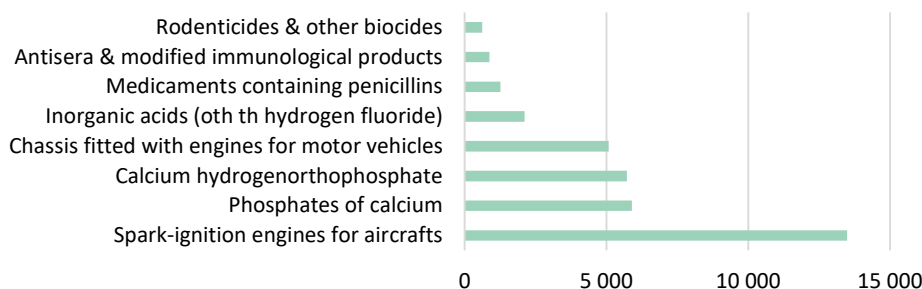
Share of Medium-Tech Products



- One main negative finding is the **decrease in the share of high-tech goods exports** in total exports, while other med countries experienced an increase. Accounting for 5% of total export, Morocco's High-tech exports share, still higher than regional average
- To some extent, this is offset by **the spectacular growth in the share of medium-technology goods**, which is now reaching 38% of total exports, a much higher level than the other Med countries.

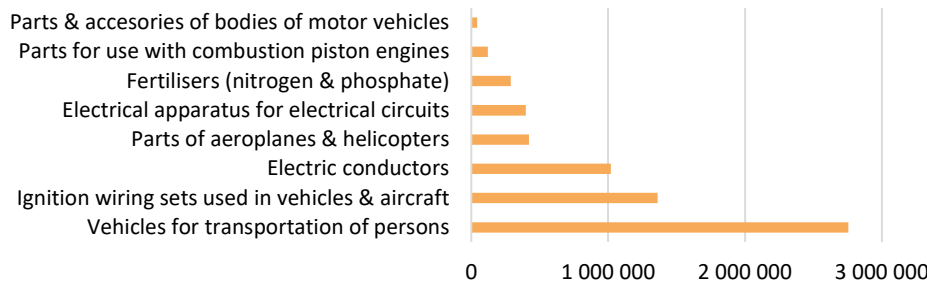
B. Products and sectors performing well on international markets

Technology New Stars Exports (value in USD 1000) - Top 8 Products



Technology New Stars are newly exported high and medium-high tech products.

Technology Rising Stars Exports (value in USD 1000) - Top 8 Products



Technology Rising Stars are high and medium-high tech products for which the share in national exports grew faster than the share in world demand.

- Considering the most performing New stars and Rising stars products of Morocco's exports the following key sectors can be identified :**
- Parts of aircrafts
 - Cable-making machines
 - Chemical products
 - Parts of vehicles
 - Wiring sets used in vehicles & aircrafts
 - Electricity meters & electric apparatus