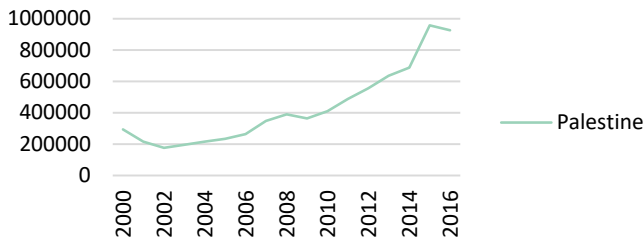


Palestine Country Profile

A. Exports dynamics and technological composition

General overview Palestine's exports evolution

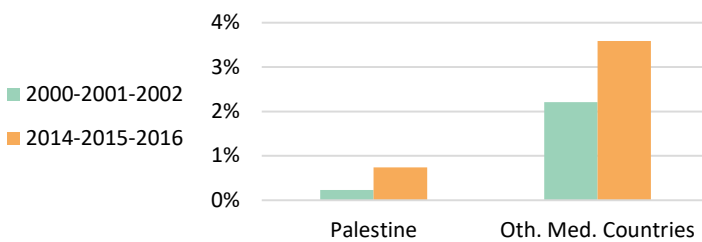
Exports in value



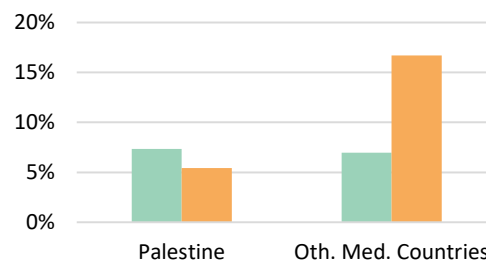
Overall, Palestinian exports increased significantly over the period (by 270%) but remains at very low level.

Technology content of exports

Share of High-Tech Products



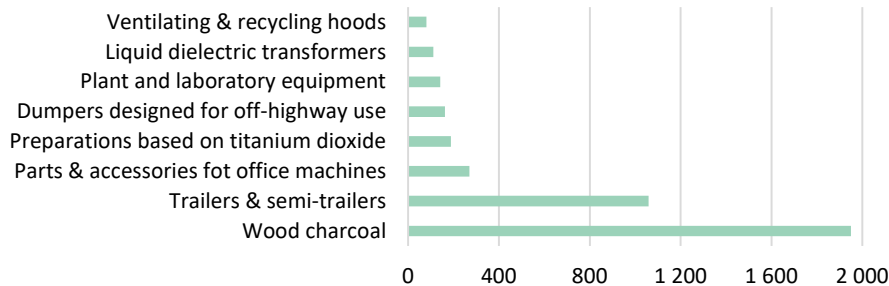
Share of Medium-Tech Products



- **High-tech exports share increased** slightly, but represents only a marginal share of total exports (less than 1%)
- **Medium-tech exports decreased**, reaching 5.4% of total exports, much lower than regional average.
- **Overall, Palestine does not seem to have experienced a significant technological upgrade in its exports**

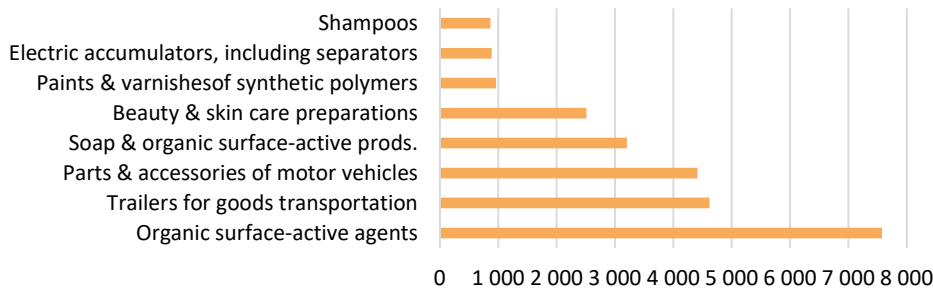
B. Products and sectors performing well on international markets

Technology New Stars Exports (value in USD 1000) - Top 8 Products



Technology New Stars are newly exported high and medium-high tech products.

Technology Rising Stars Exports (value in USD 1000) - Top 8 Products



Technology Rising Stars are high and medium-high tech products for which the share in national exports grew faster than the share in world demand.

Considering the most performing technology New stars and Rising stars products of Palestine's exports the following key sectors can be identified :

- Vehicles
- Electrical machinery & equipment
- Machinery & mechanical appliances
- Optical & measuring instruments